

Using ST Math[®] At Home

Instructions for
Accessing ST Math
Outside of School



ED-PT-109-140819
Copyright © 2014 MIND Research Institute. All rights reserved.

1 Pick Your Device

Computer

Works on Macs, PCs, and Chromebooks.
Requires 1GB of RAM (2GB recommended),
and a high-speed Internet connection.

Access

Go to **www.stmath.com** and
click on Jiji.



Tablets*

**If your school has ST Math featuring touch licensing, your child
can access ST Math homework from home using their tablet.*

Supported Devices:

- iPad 2 or newer running iOS 5.0 or higher
 - Kindle Fire
 - Full-size tablet running Android 3.1 or later
- A high-speed internet connection is required.

Access

Download the app by searching for "ST Math" on

- iTunes Store (iPad)
- Google Play (Android)
- Amazon (Kindle Fire)



or

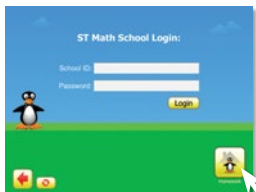
2 Play ST Math

1 Computer/Android



Click on the **Homework** button.

iPad



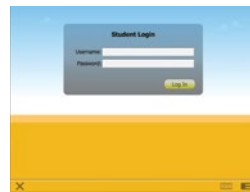
2

Picture



Enter your **password**.

Text



3



Type in your school
name and press **Enter**.

4



Begin playing assigned
homework.

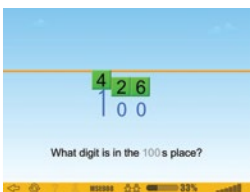
Tip: If there is no Homework assigned, access previously played content by clicking on the **Replay Games** button.



3 Exit ST Math



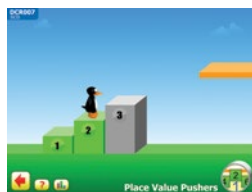
Important: Students should use the following process in order to save their work.

1



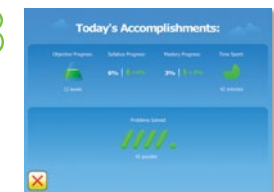
Select the button.

2



Keep selecting the button until you get to the Today's Accomplishments screen.

3



Select the button.